

“The Elena” Patchwork Bag

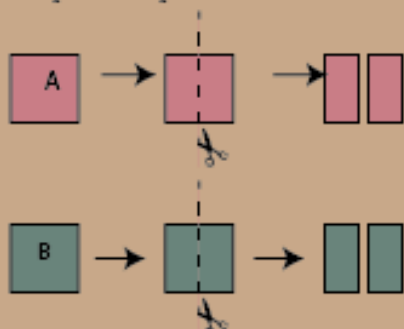
Cutting Diagram

by Yoan Zivkovic

www.yoanstudio.com

Front and back piece


Prepare 28 pcs charm packs then cut them in halves



Take two different half charm pack piece then sew them together (you will end up with 28 blocks)



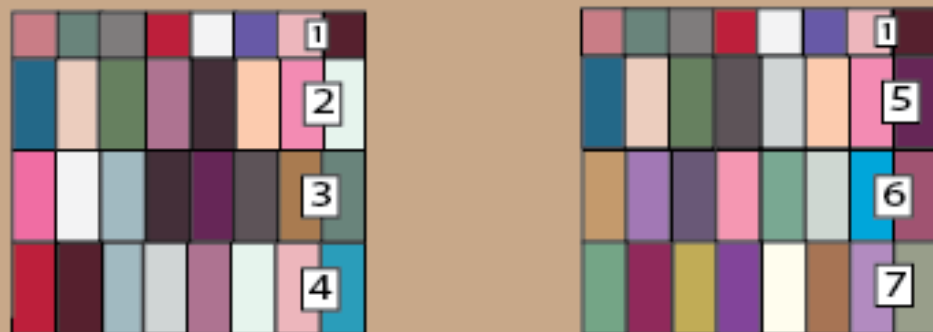
Lay 4 blocks in a row then piece them together (you will end up with 7 pieces)



Take Fabric 1 then cut it in half



Lay Fabric 1, 2, 3, 4 and fabric 1, 5, 6, 7 as shown below, this will be the front and back piece of the bag



Lining & Pockets

